

**SUBMITTAL: AMBASSADOR™ STEEL FX2™ FIRE-RATED EXTINGUISHER CABINETS**

The Ambassador Series is a Durable, Attractive Steel Cabinet with Powder-coat Finish that Stands up to Conditions in Commercial Buildings.

**Door & Trim Construction:** Cold rolled steel with white powder-coated finish standard. Flush cabinet doors with a 5/8" door stop are attached by a continuous hinge and equipped with zinc-plated handle and roller catch. All models have 1-3/4" wide trim on frame and 1-1/4" trim on doors with glazing.

**Trim Style & Depth:** *Trimless Recessed* - See separate submittal, *Recessed 3/8"* flat trim, *Semi Recessed* - 1-1/4", 1-1/2" Square Edge or 2-1/2", 3", 4", 4-1/2" Rolled Edge (4" has recessed ADAC pull).

**Tub:** The tub is constructed of cold rolled steel with white powder-coat finish standard. Tub forms a flange to cover cut edges of wallboard material. Fire-resistant material is attached to the exterior of the tub.. Please note that dimensions for wall opening have changed for the new FX2 design. See Chart on pg 2.

**Fire-Rating:** Fire-FX2™ cabinets are fabricated in accordance with the UL label for one and two hour combustibile and non-combustibile wall system building codes. The fire testing has met the requirement of ANSI/UL 1479 (ASTM –E814) and ULC/CAN S115 for membrane and penetration firestops. Installation instructions must be strictly adhered to in order to obtain the fire rating.



**1017V10FX2**  
3" Rolled Trim

**8116F10FX2**  
1-1/2" Square Trim  
Semi-Recessed

**STEP 1: SELECT MODEL NUMBER AND QUANTITY ON CHART** (refer to chart on pg 2)

A. Determine Trim Style according to wall depth. B. Determine Tub I.D. according to size most suited for extinguisher and wall opening.

**STEP 2: SELECT DOOR STYLE WITH HANDLE**

Check one box below - See Examples on Page 2

- |  |  |
|--|--|
| <input type="checkbox"/> F Full Glazing                          | <input type="checkbox"/> L22 Solid with SAF-T-LOK™                     |
| <input type="checkbox"/> G Full Glazing with SAF-T-LOK™          | <input type="checkbox"/> L24 Sold with Cylinder Lock - No Handle       |
| <input type="checkbox"/> D Horizontal Duo Panel                  | <input type="checkbox"/> V Vertical Duo                                |
| <input type="checkbox"/> E Horizontal Dual Panel with SAF-T-LOK™ | <input type="checkbox"/> W Vertical Duo with SAF-T-LOK™                |
| <input type="checkbox"/> S21 Solid Door                          | <input type="checkbox"/> B Solid with 2" x 4" View Window & SAF-T-LOK™ |

[BIM Objects for REVIT® Platform](#)

**STEP 3: SELECT DOOR GLAZING**

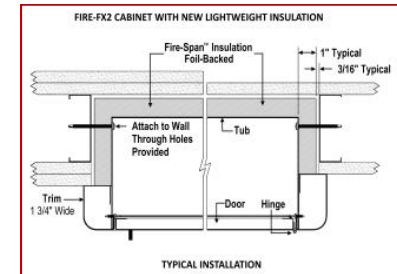
(Check one box below)

- |   |  |  |
|---|--|--|
| <input type="checkbox"/> 10 Clear Acrylic                     | <input type="checkbox"/> 15 Bronze Acrylic | <input type="checkbox"/> 17 Clear Tempered Glass   |
| <input type="checkbox"/> 13 Clear Wire Glass with Safety Film | <input type="checkbox"/> 16 Gray Acrylic   | <input type="checkbox"/> 18 Laminated Safety Glass |

**STEP 4: OPTIONAL FEATURES AT ADDED COST (SELECT ANY)**

- |  |   |   |  |
|--|---|---|--|
| <input type="checkbox"/> Optional Tub Color: ___ Black ___ Red                             | <input type="checkbox"/> Black Vertical FE Letters LDCVBF   | <input type="checkbox"/> Black Vertical Decal LDVBF   | <input type="checkbox"/> Optional Lock for G, E, W, L22, B:<br><input type="checkbox"/> (CA) Commander Alarm<br><input type="checkbox"/> (BA) Brigadier Alarm<br><input type="checkbox"/> Etched/Engraved Letters in Glass/ Metal- Attach Sub. |
| <input type="checkbox"/> Futura "Fire" Pull ___ Mill Alum ___ Red ___ White                | <input type="checkbox"/> Red Vertical FE Letters LDCVRF     | <input type="checkbox"/> Red Vertical Decal LDVRF     |  |
| <input type="checkbox"/> ADAC Flush Pull Handle  | <input type="checkbox"/> White Vertical FE Letters LDCVWF   | <input type="checkbox"/> White Vertical Decal LDVWF   |  |
| <input type="checkbox"/> Polished Chrome Lever Handle (P6)                                 | <input type="checkbox"/> Black Horizontal FE Letters LDCHBF | <input type="checkbox"/> Black Horizontal Decal LDHBF |  |
| <input type="checkbox"/> <a href="#">Optional Colors:</a> ___ Red ___ Black ___ Flat Black | <input type="checkbox"/> Red Horizontal FE Letters LDCHRF   | <input type="checkbox"/> Red Horizontal Decal LDHRF   |  |
| ___ Sand ___ AMS Beige ___ SC Flat Beige   | <input type="checkbox"/> White Horizontal FE Letters LDCHWF | <input type="checkbox"/> White Horizontal Decal LDHWF |  |
| ___ Gray Primer ___ Bronze ___ Silver  |   |   |  |

For More Information on Options See Other Submittals: [Decals/Die Cuts & Wall Signs.](#) [More Alarm Information](#)



<p><b>ACTIVAR INC.</b> CONSTRUCTION PRODUCTS GROUP</p> <p>AMBASSADOR, FX 2AND SAF-T-LOK ARE TRADEMARKS OF ACTIVAR PLEASE DOWNLOAD THE MOST CURRENT SUBMITTAL FROM WEBSITE BEFORE ORDERING</p>	Distributor:	Quantity:
	Contractor:	Approved By:
	Model #:	Architect:
	Project:	Date: © Activar Construction Products Group, Inc 2015

1/29/2016

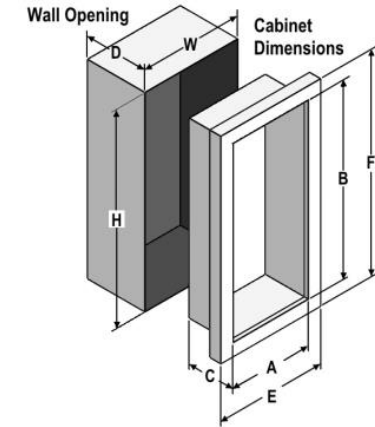


**FOR MORE INFORMATION CALL 1-888-926-1365**


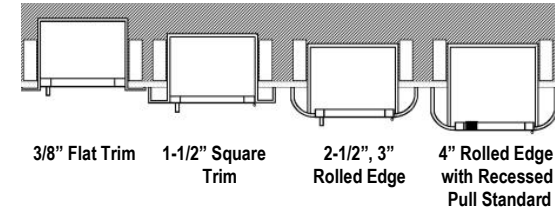
Superior Specialty Supply • 9 Council Drive • PO Box 417 • Woodsboro, MD 21798 • [www.sssupply.com](http://www.sssupply.com)

## SUBMITTAL: AMBASSADOR FX2 FIRE-RATED EXTINGUISHER CABINETS PLEASE NOTE CHANGES IN WALL OPENING P 2 OF 2

TRIM & DOOR SERIES #			Tub I.D.			Frame O.D.		FX Wall Opening New Dimensions 6/17/15 - Please Note!			Fits Extinguishers <a href="#">View Submittal</a>
QTY	Model	Trim Style	A	B	C	E	F	W	H	D	
	<b>8115</b>	Flat 3/8" Trim ●	9	18	5 1/2	12 3/8	21 3/8	<b>11 5/16</b>	<b>20 5/16</b>	<b>6 7/16</b>	Cosmic & Galaxy 2 1/2-6, Mercury 2 1/2 & 5
	<b>8116</b>	1 1/2 Square ●	9	18	5 1/2	12 3/8	21 3/8	<b>11 5/16</b>	<b>20 5/16</b>	<b>5 3/16</b>	
	<b>8117</b>	2 1/2 Rolled ●	9	18	5 1/2	12 3/8	21 3/8	<b>11 5/16</b>	<b>20 5/16</b>	<b>4</b>	
	<b>1710</b>	2-1/4 Square ●	10 1/2	24	5	13 7/8	27 3/8	<b>12 13/16</b>	<b>26 5/16</b>	<b>4</b>	Cosmic & Galaxy 2 1/2-6 Mercury 2 1/2-5
	<b>1815</b>	Flat 3/8" Trim ●	10 1/2	24	5 1/2	13 7/8	27 3/8	<b>12 13/16</b>	<b>26 5/16</b>	<b>6 7/16</b>	
	<b>1816</b>	1 1/2 Square ●	10 1/2	24	5 1/2	13 7/8	27 3/8	<b>12 13/16</b>	<b>26 5/16</b>	<b>5 3/16</b>	
	<b>1817</b>	3 Rolled ●	10 1/2	24	5 1/2	13 7/8	27 3/8	<b>12 13/16</b>	<b>26 5/16</b>	<b>3 5/8</b>	
	<b>1812</b>	4 Rolled/ADA Pull ●	10 1/2	24	5 1/2	13 7/8	27 3/8	<b>12 13/16</b>	<b>26 5/16</b>	<b>2 11/16</b>	Cosmic & Galaxy 2 1/2 - 10 Sentinel 5 Mercury 2 1/2, 5
	<b>1818</b>	4 1/2 Rolled	10 1/2	24	5 1/2	13 7/8	27 3/8	<b>12 13/16</b>	<b>26 5/16</b>	<b>2 3/16</b>	
	<b>1015</b>	Flat 3/8" Trim ●	10 1/2	24	6	13 7/8	27 3/8	<b>12 13/16</b>	<b>26 5/16</b>	<b>6 15/16</b>	
	<b>1016</b>	1 1/2 Square ●	10 1/2	24	6	13 7/8	27 3/8	<b>12 13/16</b>	<b>26 5/16</b>	<b>5 11/16</b>	
	<b>1017</b>	3 Rolled ●	10 1/2	24	6	13 7/8	27 3/8	<b>12 13/16</b>	<b>26 5/16</b>	<b>4</b>	
	<b>1012</b>	4 Rolled/ADA Pull ●	10 1/2	24	6	13 7/8	27 3/8	<b>12 13/16</b>	<b>26 5/16</b>	<b>3 3/16</b>	Any Cosmic**, Galaxy**, Mercury, Saturn or Grenadier P, Sentinel 5 & 10
	<b>1018</b>	4 1/2 Rolled	10 1/2	24	6	13 7/8	27 3/8	<b>12 13/16</b>	<b>26 5/16</b>	<b>2 11/16</b>	
	<b>2015</b>	Flat 3/8" Trim ●	12	27	7 3/4	15 3/8	30 3/8	<b>14 5/16</b>	<b>29 5/16</b>	<b>8 11/16</b>	Any Cosmic**, Galaxy**, Mercury, Saturn or Grenadier P, Sentinel 5 & 10
	<b>2016</b>	1 1/4 Square ●	12	27	7 3/4	15 3/8	30 3/8	<b>14 5/16</b>	<b>29 5/16</b>	<b>7 11/16</b>	
	<b>2017</b>	2 1/2 Rolled ●	12	27	7 3/4	15 3/8	30 3/8	<b>14 5/16</b>	<b>29 5/16</b>	<b>6 7/16</b>	
	<b>2012</b>	4 Rolled/ADA Pull ●	12	27	7 3/4	15 3/8	30 3/8	<b>14 5/16</b>	<b>29 5/16</b>	<b>4 15/16</b>	
	<b>2018</b>	4 1/2 Rolled	12	27	7 3/4	15 3/8	30 3/8	<b>14 5/16</b>	<b>29 5/16</b>	<b>4 7/16</b>	Any Cosmic**, Galaxy**, Mercury, Saturn or Grenadier P, Sentinel 5 & 10
	<b>3015</b>	Flat 3/8" Trim ●	16	32	7 3/4	19 3/8	35 3/8	<b>18 5/16</b>	<b>34 5/16</b>	<b>8 11/16</b>	
	<b>3016</b>	1 1/4 Square ●	16	32	7 3/4	19 3/8	35 3/8	<b>18 5/16</b>	<b>34 5/16</b>	<b>7 11/16</b>	
	<b>3017</b>	2 1/2 Rolled ●	16	32	7 3/4	19 3/8	35 3/8	<b>18 5/16</b>	<b>34 5/16</b>	<b>6 7/16</b>	
	<b>3012</b>	4 Rolled/ADA Pull ●	16	32	7 3/4	19 3/8	35 3/8	<b>18 5/16</b>	<b>34 5/16</b>	<b>4 15/16</b>	
	<b>3018</b>	4 1/2 Rolled	16	32	7 3/4	19 3/8	35 3/8	<b>18 5/16</b>	<b>34 5/16</b>	<b>4 7/16</b>	Any Cosmic**, Galaxy**, Mercury, Saturn or Grenadier P, Sentinel 5-15, 272
	<b>4015</b>	Flat 3/8" Trim ●	20	27	7 3/4	23 3/8	30 3/8	<b>22 5/16</b>	<b>29 5/16</b>	<b>8 11/16</b>	
	<b>4016</b>	1 1/4 Square ●	20	27	7 3/4	23 3/8	30 3/8	<b>22 5/16</b>	<b>29 5/16</b>	<b>7 11/16</b>	
	<b>4017</b>	2 1/2 Rolled ●	20	27	7 3/4	23 3/8	30 3/8	<b>22 5/16</b>	<b>29 5/16</b>	<b>6 7/16</b>	
	<b>4012</b>	4 Rolled/ADA Pull ●	20	27	7 3/4	23 3/8	30 3/8	<b>22 5/16</b>	<b>29 5/16</b>	<b>4 15/16</b>	Any Cosmic**, Galaxy**, Mercury, Saturn or Grenadier P, Sentinel 5-15, 272
	<b>4018</b>	4 1/2 Rolled	20	27	7 3/4	23 3/8	30 3/8	<b>22 5/16</b>	<b>29 5/16</b>	<b>4 7/16</b>	



New Lighter, FX2 Insulation



- F - Full glass with pull handle
- G - Full glass with pull handle above Saf-T-Lok (not shown)
- D - Horizontal duo panel with pull handle
- E - Horizontal duo panel with pull handle above Saf-T-Lok (not shown)
- V - Vertical duo panel with pull handle
- W - Vertical duo panel with pull handle above Saf-T-Lok (not shown)
- S21 - Solid with pull handle
- L22 - Solid with pull handle above Saf-T-Lok
- L24 - Solid with cylinder key lock and no handle
- B - Small view window with pull handle, and Saf-T-Lok

**ADA Cabinet Mounting Height:** Standard Pull on G, E, W, L22 and B Door Styles with Saf-T-Lok are 3 5/8" Higher than Door Center, so Allow for that When Mounting Cabinet. Standard Pull with No Lock or ADA Recessed Pull are Centered on Door. [ADA Information](#)

[VIEW ALL DOOR STYLES ONLINE](#)

\*\* Cosmic & Galaxy 20 lb extinguisher must be mounted on the back of the tub. ● ADA Cabinets

Models shown in **Large Bold** above are available in several door styles for Quick Shipment. [See current Stock List.](#)



**FOR MORE INFORMATION CALL 1-888-926-1365**

Superior Specialty Supply • 9 Council Drive • PO Box 417 • Woodsboro, MD 21798 • [www.sssupply.com](http://www.sssupply.com)