

**SUBMITTAL: 3600 FIRE-FX2™ FIRE-RATED BLANKET & EXTINGUISHER CABINET - STEEL PG 1 OF 2**

**Door and Trim Construction:** Cold rolled steel with white powder-coat finish. Flush cabinet doors with a 5/8" door stop are attached by a continuous hinge and equipped with zinc-plated handle and roller catch. Full glazed front with pull handle.

**Trim Style and Depth:** Flat Trim, 1-1/2" Square Edge or 2-1/2", 4" or 4-1/2" Rolled Edge. 1-3/4" face trim on frame and 1-1/4" trim on door.

**Tub:** The tub is constructed of cold rolled steel with white powder-coat finish standard. Fire-resistant material is attached to the exterior of the tub **Please note that dimensions for wall opening have changed in 2015. See Chart below.**

**Shelf:** Shelf is located 9" from the top of the cabinet, providing storage for the blanket above the extinguisher.

**Blanket:** Includes a nominal 62" x 80" x 2.75 lb., processed wool/synthetic fire blanket which meets the Flammable Fabrics Act: Flammability of Clothing Textiles, Title 16, CFR1610

**Fire-Rating:** Fire-FX2™ cabinets are fabricated in accordance with the UL label for one and two hour combustibile and non-combustibile wall system building codes. The fire testing has met the requirement of ANSI/UL 1479 (ASTM –E814) and ULC/CAN S115-for membrane and penetration firestops. Installation instructions must be strictly adhered to in order to obtain the fire rating.



**Model 3616F10FX2 with 1-1/2" Square Trim**

**STEP 1: Select Model Number , Door Style & Quantity** (Refer to Chart Below)

**STEP 2: Select Door Style:**

- \_\_\_ **F10** Full Acrylic Glazing w/Pull \_\_\_ **G10** Full Acrylic Glazing w/SAF-T-LOK™ & Pull \_\_\_ **S21** Solid Door w/Pull \_\_\_ **L22** Solid Door w/Saf-T-Lok® & Pull
- \_\_\_ **F17** Full Tempered Glass Door & Pull \_\_\_ **V10** Vert. Duo Acrylic & Pull \_\_\_ **W10** Vert. Duo Acrylic w/SAF-T-LOK™ & Pull
- \_\_\_ **W17** Vert. Duo w/SAF-T-LOK™ & Pull \_\_\_ **F13** Full WS Glass Door & Pull (WireShield Glass with Safety Film)

**STEP 3: Optional Features at Additional Cost:**

- |  |   |   |
|--|---|---|
| <input type="checkbox"/> Color Tub - Red         | <input type="checkbox"/> Brigadier Alarm  | <input type="checkbox"/> Red Vertical FE Letters <b>LDCVRFE</b>     |
| <input type="checkbox"/> Color Tub - Black       | <input type="checkbox"/> "Fire Blanket" Letters - Red Horizontal <b>LDCHRFB</b> | <input type="checkbox"/> White Vertical FE Letters <b>LDCVWFE</b>   |
| <input type="checkbox"/> Color Door/Trim - Red   | <input type="checkbox"/> Futura "Fire" Handle                                   | <input type="checkbox"/> Black Horizontal FE Letters <b>LDCHBFE</b> |
| <input type="checkbox"/> Color Door/Trim - Black | <input type="checkbox"/> Flush Pull Handle                                      | <input type="checkbox"/> Red Horizontal FE Letters <b>LDCHRFE</b>   |
| <input type="checkbox"/> Commander Alarm         | <input type="checkbox"/> Black Vertical FE Letters <b>LDCVBFE</b>               | <input type="checkbox"/> White Horizontal FE Letters <b>LDCHWFE</b> |

[BIM Objects for REVIT® Platform](#)

Links: [Decals/Die Cuts & Wall Signs](#), [Handles & Levers](#), [Alarms](#)

ADA-compliant models in blue.

QTY	TRIM & DOOR & SERIES #		TUB I.D.			FRAME O.D.		FX Wall Opening New Dimensions in 2015 - Please Note			Fits Extinguishers <a href="#">View Submittal</a>
	Model	Trim Style	A	B	C	E	F	W	H	D	<a href="#">View extinguisher Submittal</a>
	<b>3615</b>	Flat Trim	12"	36"	8"	15-3/8"	39-3/8"	14 5/16"	38 5/16"	8 15/16"	<a href="#">View extinguisher Submittal</a>
	<b>3616</b>	1-1/2" Square Edge	12"	36"	8"	15-3/8"	39-3/8"	14 5/16"	38 5/16"	7 11/16"	Cosmic & Galaxy 2.5-10, Mercury 2.5-15 1/2,
	<b>3617</b>	2-1/2" Rolled Edge	12"	36"	8"	15-3/8"	39-3/8"	14 5/16"	38 5/16"	6 11/16"	Sentinel 5-10, Saturn 15-25, Grenadier P.
	<b>3612</b>	4" Rolled Edge—ADA Pull	12"	36"	8"	15-3/8"	39-3/8"	14 5/16"	38 5/16"	5 3/16"	
	<b>3618</b>	4-1/2" Rolled Edge	12"	36"	8"	15-3/8"	39-3/8"	14 5/16"	38 5/16"	4 11/16"	

<p><b>ACTIVAR</b> INC. Construction Products Group www.activarcpg.com</p> <p>3600, FIRE-FX2 AND SAF-T-LOK ARE TRADEMARKS OF ACTIVAR PLEASE DOWNLOAD THE MOST CURRENT SUBMITTAL FROM WEBSITE BEFORE ORDERING</p>	Distributor:	Quantity:
	Contractor:	Approved By:
	Model #:	Architect:
	Project:	Date: © Activar Construction Products Group, Inc 2015

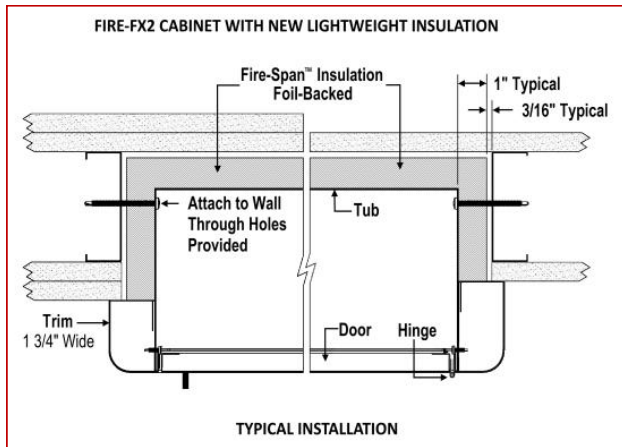
10/5/2015



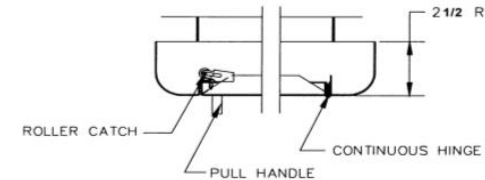
**FOR MORE INFORMATION CALL 1-888-926-1365**

Superior Specialty Supply • 9 Council Drive • PO Box 417 • Woodsboro, MD 21798 • [www.sssupply.com](http://www.sssupply.com)

**SUBMITTAL: 3600 FIRE-FX2 FIRE-RATED BLANKET & EXTINGUISHER CABINET - STEEL PAGE 2 OF 2**

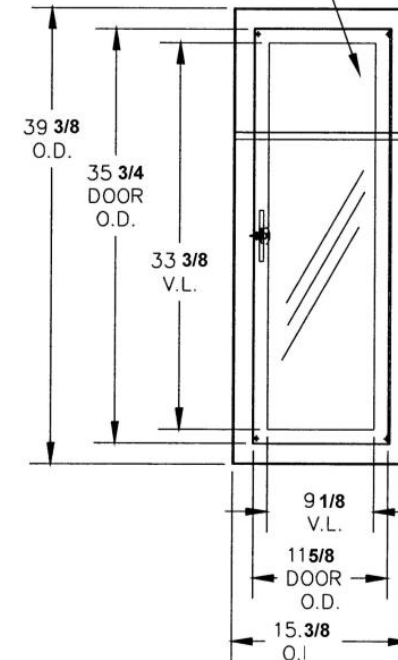
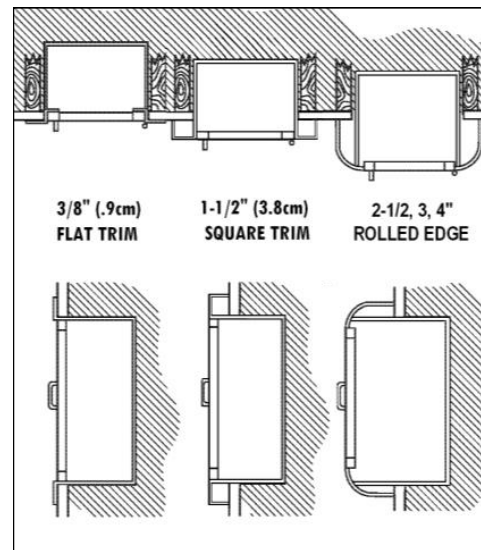
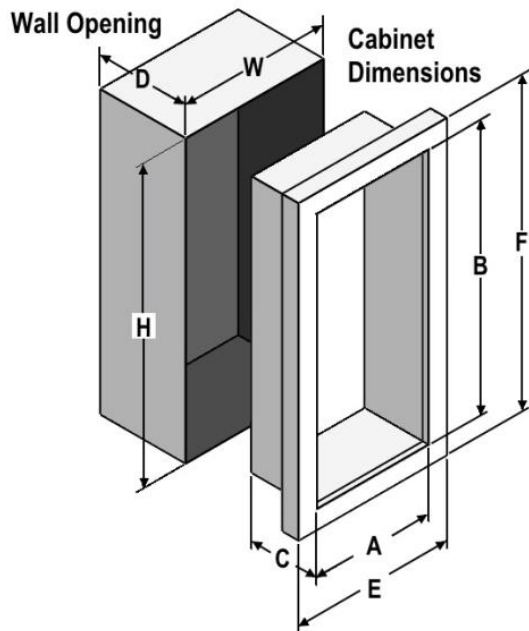


New Lighter, FX2 Insulation



Model 3617F10FX2 Shown Above

20 GA CRS FULL-GLASS DOOR W/ .09" ACRYLIC GLAZING (SP-12768) PULL HANI



**FOR MORE INFORMATION CALL 1-888-926-1365**

Superior Specialty Supply • 9 Council Drive • PO Box 417 • Woodsboro, MD 21798 • [www.sssupply.com](http://www.sssupply.com)