

SUBMITTAL: DECORLINE™ STEEL OR ALUMINUM FIRE EXTINGUISHER CABINET

The Decorline Series offers an Economical Solution for Interior or Exterior Applications. Choose from 2-1/2", 3" or 4-5/8" Trim or a Surface-mounted Design, Side Opening Door or Slide-in Acrylic.

Construction: Cold rolled steel tub for interior use, or rust-resistant aluminum. See table for standard finish color. Optional Gray Hammettone finish on the F20, G20 and S21 models at no additional charge - add "GH" to the end of the part number

Trim: Models with trim feature 1.5" wide trim in either 2.5", 3" or 4 5/8" depth, depending on model.

Door: Models with "AN" designation have slide-in acrylic front secured by clips. All other models have frame door on continuous hinges.

Fire-rated Option: No



501AN20-5228N20
2.5" Trim

5017G20 or 5117G20
3" Trim


OPTIONS AT ADDITIONAL COST:

___ Brass Padlock (Models "AN" only) ___ Abus Padlock (Models "AN" only)

___ Scored glass instead of solid glass for all cabinets with quantities indicated below

___ Other color. Indicate color code: ___ [View Color Chart](#) ___ Replacement acrylic. Enter qty in table on page 2. See price list for box quantity.

Trim & Door		Material and Series #					Tub I.D.			Frame O.D.		Wall Opening			Accommodates Following Extinguishers		
QTY	Steel Gray Hammettone	QTY	Aluminum White	Prev. Model	Wt in lbs	# per Carton	Features	Trim Style	W	H	D	E	F	W		H	D
Models Below have Slide-in Acrylic Front																	
	631AN20		--	928X	14	2	No Tub	4 3/8" Trim	9 1/8	28	4 1/2	12 1/8	31	9 1/4	28 1/4	N/A	Cosmic 2-1/2, 5, Galaxy 2-1/2, 5, 5-1/2, Mercury 2-1/2, 5
	501AN20		502AN20	818T	19/15	2	Semi-Recessed Includes Breaker Bar	2 1/2" Trim	8 1/8	18	5 1/2	11 1/4	21 1/4	9	19	4	Cosmic& Galaxy 2-1/2, 5, 5-1/2, 6, Mercury 2-1/2, 5, Sentinel 5
	511AN20		512AN20	924T	23/18	2		2 1/2" Trim	9 1/8	24	5 1/2	12 1/8	27	10	25	4	Any Cosmic, Galaxy, Mercury, Saturn, Grenadier P, Sentinel 5
	521AN20		522AN20	1028T	29/22	2		2 1/2" Trim	10 1/8	28	8 1/4	13 1/8	31	11	29	6	
	5218N20		5228N20	1028T4	29/22	2		4 5/8" Trim	10 1/8	28	8 1/4	13 1/8	31	11	29	4	
Models Below have Door with Continuous Hinge																	
	5017F20		5027F20	818TDH	19/15	2	Acrylic Window & Handle	3" Trim	8 1/8	18	5 1/2	11 1/4	21 1/4	9	19	3 1/4	Cosmic 2-1/2, 5, 6, Galaxy 2-1/4, 5, 5-1/2, Mercury 2-1/2, 5
	5019F20		5029F20	818DH	14/10	2		Surface Mtd.	8 1/8	18	5 1/2	8 1/8	18	--	--	--	Cosmic 2-1/2, 5, 6,10, Galaxy 2-1/2,5, 5-1/2, 6,10, Mercury 2-1/2, 5,11,15-1/2,15, Sentinel 5
	5117F20		5127F20	924TDH	23/18	2		3" Trim	9	23 7/8	5 5/8	12 1/4	27 1/4	10	25	3 1/4	
	5119F20		5129F20	924DH	2015	2		Surface Mtd.	9	23 7/8	5 5/8	9 1/8	24	--	--	--	
	5017G20		5027G20	818TDL	19/15	2	Acrylic Window, Handle & Saf-T-Lok	3" Trim	8 1/8	18	5 1/2	11 1/4	21 1/4	9	19	3 1/4	Cosmic 2-1/2, 5, 6, Galaxy 2-1/4, 5, 5-1/2, Mercury 2-1/2, 5
	5019G20		5029G20	818DL	14/10	2		Surface Mtd.	8 1/8	18	5 1/2	8 1/8	18	--	--	--	Cosmic 2-1/2, 5, 6,10, Galaxy 2-1/2, 5, 5-1/2, 6,10, Mercury 2-1/2, 5, 11,15-1/2,15, Sentinel 5
	5117G20		5127G20	924TDL	23/18	2		3" Trim	9	23 7/8	5 5/8	12 1/4	27 1/4	10	25	3 1/4	
	5119G20		5129G20	924DL	20/15	2		Surface Mtd.	9	23 7/8	5 5/8	9 1/8	24	--	--	--	
	5017S21		--	818TDHS	19	2	Solid Door with Handle	3" Trim	8 1/8	18	5 1/2	11 1/4	21 1/4	9	19	3 1/4	Cosmic 2-1/2, 5, 6, Galaxy 2-1/4, 5, 5-1/2, Mercury 2-1/2, 5
	5019S21		5029S21	818DHS	14/10	2		Surface Mtd.	8 1/8	18	5 1/2	8 1/8	18	--	--	--	Cosmic 2-1/2, 5, 6,10, Galaxy 2-1/2,5, 5-1/2, 6,10, Mercury 2-1/2, 5,11,15-1/2,15, Sentinel 5
	5117S21		5127S21	924TDHS	23/18	2		3" Trim	9	23 7/8	5 5/8	12 1/4	27 1/4	10	25	3 1/4	
	5119S21		5129S21	924DHS	20/15	2		Surface Mtd.	9	23 7/8	5 5/8	9 1/8	24	--	--	--	

 <p>ACTIVAR INC. CONSTRUCTION PRODUCTS GROUP</p> <p>DECORLINE IS A TRADEMARK OF ACTIVAR CONSTRUCTION PRODUCTS GROUP, INC. PLEASE DOWNLOAD MOST CURRENT SUBMITTAL FROM WEBSITE BEFORE ORDERING</p>	Distributor:	Quantity:
	Contractor:	Approved By:
	Model #:	Architect:
	Project:	Date:
4/19/2018		



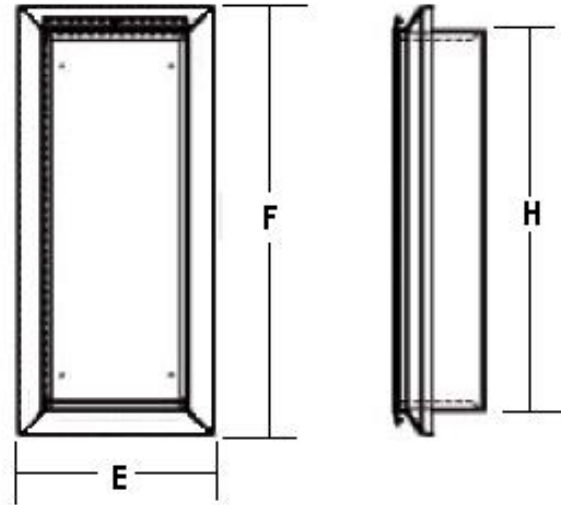
FOR MORE INFORMATION CALL 1-888-926-1365

Superior Specialty Supply • 9 Council Drive • Woodsboro, MD 21798 • www.sssupply.com

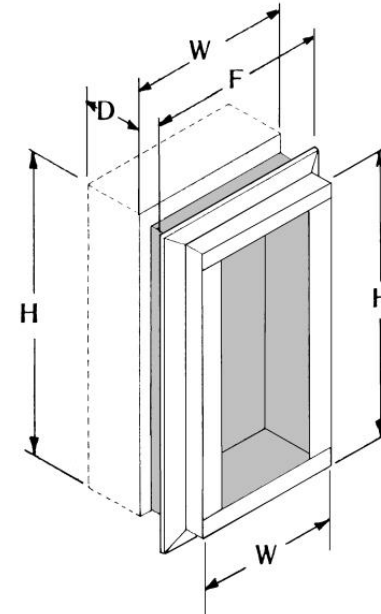
SUBMITTAL: DECORLINE STEEL OR ALUMINUM FIRE EXTINGUISHER CABINET



501AN20, 502AN20, 511AN20, 512AN20, 521AN20, 522AN20 2.5" Trim
Slide-in Acrylic Front



Semi-Recessed Models with Trim



Semi-Recessed Models with Trim



5019S21, 5029S21, 5119S21, 5129S21
Surface-Mount



5019F20, 5029F20, 5119F20, 5129F20
Surface-Mount



5019G20, 5029G20, 5119G20, 5129G20
Surface-Mount



5017F20, 5027F20, 5117F20, 5127F20
3" Trim



5017G20, 5027G20, 5117G20, 5127G20
3" Trim

Qty	Fits Models	Replacement Acrylic
	501AN, 502AN	1122 Clear Acrylic Glazing 1100039 Clear Scored Acrylic Glazing
	511AN, 512AN	1123 Clear Acrylic Glazing 1100040 Clear Scored Acrylic Glazing
	521AN, 522AN	1124 Clear Acrylic Glazing 1100041 Clear Scored Acrylic Glazing
	631AN20	11233 Clear Acrylic Glazing
	5017, 5027, 5019, 5029	G50F20 Clear Acrylic Glazing
	5117, 5127, 5119, 5129	11235 Clear Acrylic Glazing



FOR MORE INFORMATION CALL 1-888-926-1365

Superior Specialty Supply • 9 Council Drive • PO Box 417 • Woodsboro, MD 21798 • www.sssupply.com