

PRODUCT DATA SHEET

Metacaulk® Joint Strip Firestop for Control Joints


For a list of systems see metacaulk.com



1. Product Description

A flexible, highly intumescent firestop material used in concrete and masonry control floor and wall joints up to 2" (51 mm) wide. It forms a strong char that prevents the passage of flame, smoke, and hot gases between control joints. Can be used with plastic pipe penetrations. Metacaulk® Joint Strips are ideal for stadium construction, tilt up panels, curtain wall panels and all concrete and masonry construction joint applications where a fire rated control joint is required. Can be used with any UL listed sealant.

- Highly intumescent (multiple staged)
- Forms a strong char to prevent passage of flame, smoke and hot gases
- May be covered with any color standard architectural caulk



Metacaulk® Joint Strip Features

- Easy to install
- Cost effective
- Versatile, Flexible

2. Material Properties

Contains no carcinogenic fillers
Contains no solvents
Standard Color: Dark Gray

3. Testing Data

Metacaulk® Joint Strip is UL Classified and tested to UL 2079.

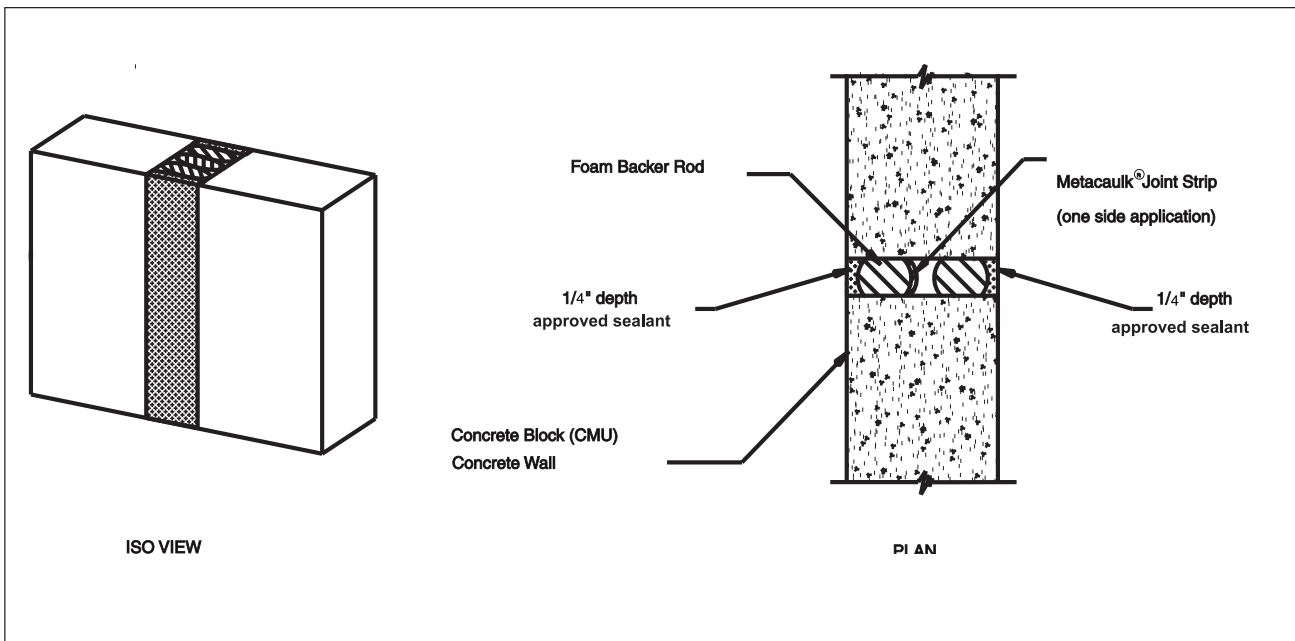
Degree of intumescence per DIN standard
 ≥ 18x with weight imposed
 ≥ 37x free intumescenting

ASTM E 84, UL723
ASTM E 1966, UL 2079

Flame Spread	5
Smoke Index	5

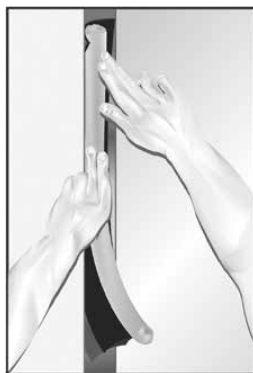
Complies to Required Environmental Exposure Testing of Accelerated Aging and High Humidity as per UL 1479 Fire Test of Through-Penetration Firestops.

Class II and III Movement
25% compression & extension



FOR MORE INFORMATION CALL 1-888-926-1365
 Superior Specialty Supply • 9 Council Drive • PO Box 417 • Woodsboro, MD 21798 • www.sssupply.com

METACAULK® JOINT STRIP



1. Clean all surfaces in joint area to remove loose debris, dirt, oil, wax, grease, old caulking, etc.
2. For floor applications, install a separate base section of backer rod recessed approximately 2" down from the top of the floor. Bend and friction fit Metacaulk® Joint Strip longitudinally into joint using the backer rod as the transport mechanism. Push into joint far enough to accommodate the required depth of caulk.



3. Gun, trowel, or pump approved sealants to minimum 1/4" depth on both sides of wall or top of floor over the backer rod.



4. Trowel sealant to the desired finish. See tested UL systems for complete installation instructions.

4. Application and Installation

Install Metacaulk® Joint Strip along with any normal backer rod, cover it with approved architectural caulk or sealant, and you have a fire rated control joint. No longer do you need to use firestop caulks that are difficult to install and impossible to paint over. No need for mineral wool or expensive, difficult to install backing materials. Metacaulk® Joint Strip has the capability for 1, 2, 3 and 4 hour assembly ratings, refer to the UL systems for specific installation instructions.

5. Storage & Handling

Metacaulk® Joint Strip should be stored between 35°F (2°C) and 120°F (49° C). Keep products stored under protective cover, in their original containers. A stock rotation program is recommended. Shelf life of the product is indefinite.

6. Availability

Metacaulk® Joint Strip is available in 1" (25 mm), 1.5" (38 mm), 2" (50.8 mm), 2.5" (64 mm), 3" (76 mm) and 4" (102 mm) widths. The 4" widths has an adhesive backing. They come on a roll 82' (25 m) long.

7. Limitations

To be used only in the tested configurations or as recommended by RectorSeal.

8. Cautions

FOR CHEMICAL EMERGENCY, SPILL, LEAK, FIRE, EXPOSURE OR ACCIDENT, CALL CHEMTREC-DAY OR NIGHT 1-800-424-9300.

PRECAUTIONS: Do not take internally. May be harmful if swallowed. May cause eye and skin irritation if prolonged or repeated contact occurs. Wash after handling. **FIRST AID:** For any overexposure, get immediate medical attention after first aid is given. **Eyes-** Flush 15 minutes with clean water. **Skin-**Wash with soap and water. **Ingestion-**Only if conscious, give large amounts of water and INDUCE VOMITING. **FIRE AND SPILLS:** Use water fog, CO₂, foam, or dry chemicals. Wipe up spills to prevent footing hazard. Clean up with scrapers and water. **STORAGE AND HANDLING:** Store away from heat sources. **KEEP OUT OF REACH OF CHILDREN.**

For additional information, refer to Material Safety Data Sheet.

For additional technical service, call: 713-263-8001 or 1-800-231-3345 fax: 713-263-7577 or 1-800-441-0051

RECTORSEAL

9. LIMITED WARRANTY

RectorSeal makes the Limited Express Warranty that when the instructions for storage and handling of our products are followed we warrant our products to be free from defects. THIS LIMITED EXPRESS WARRANTY IS EXPRESSLY IN LIEU OF ANY OTHER EXPRESS OR IMPLIED WARRANTIES, INCLUDING ANY IMPLIED WARRANTY OF MERCHANTABILITY OR FITNESS FOR A PARTICULAR PURPOSE, AND OF ANY OTHER OBLIGATION ON THE PART OF RECTORSEAL. The sole remedy for breach of the Limited Express Warranty shall be the refund of the purchase price. All other liability is negated and disclaimed, and RectorSeal shall not be liable for incidental or consequential damages.

Suggestions and recommendations covering the use of our products are based on our past experience and laboratory findings. However, as we have no control as to the methods and conditions of application, we only assume responsibility for the uniformity of our products within manufacturing tolerances.



FOR MORE INFORMATION CALL 1-888-926-1365
Superior Specialty Supply • 9 Council Drive • PO Box 417 • Woodsboro, MD 21798 • www.sssupply.com